




Behavior Management Hub: troubleshooting and plans for the future

The general purpose of the BMH is

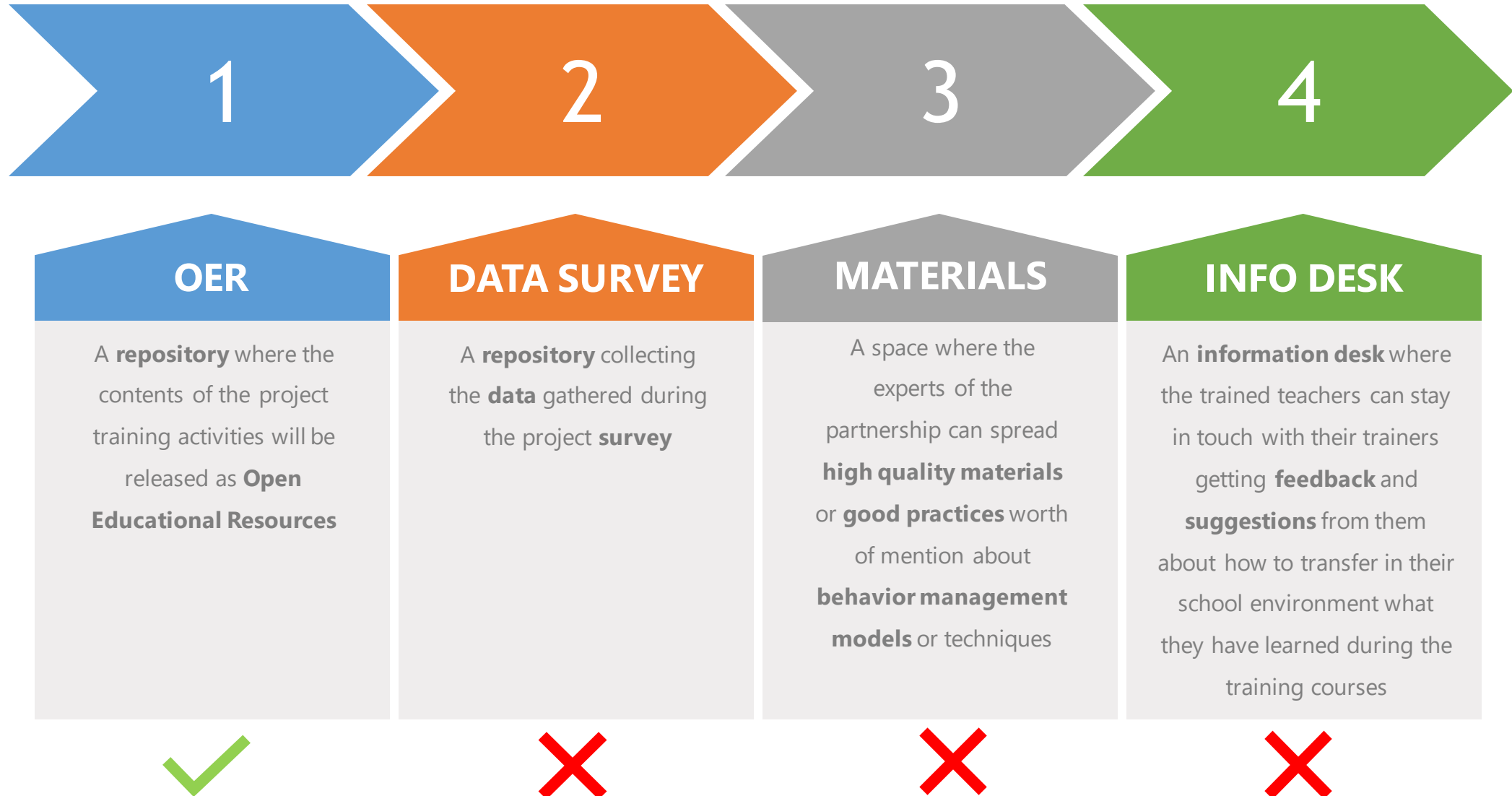


To provide a virtual space where Teachers interested in models about behaviors management can meet together, discuss innovative teaching ideas, share experiences



To serve as an online repository of teaching tips and strategies created by the use of the BEHAVE application

THE BMH will include the following features



Houston, we've had a problem here!

This output is at risk!

We need your efforts and cooperation
to avoid the danger that the budget
will be cut!

*The only objective achieved until now
has been the creation of the repository*



A twofold strategy



INTERNAL STRATEGY

Use the **HUB** during the **training courses**

Aggregate high quality contents



EXTERNAL STRATEGY

Build a **virtual community** of **teachers**
accessing materials and/or practices



OER

A **repository** where the contents of the project training activities will be released as **Open Educational Resources**

Resources


Published	ID	Titolo	Language	Actions
<input checked="" type="checkbox"/>	7	[IT] [01] General overview of BEHAVE	en-GB	<input checked="" type="checkbox"/> <input type="checkbox"/>
<input checked="" type="checkbox"/>	8	[IT] [Local] La gestione dei comportamenti problema a scuola	it-IT	<input checked="" type="checkbox"/> <input type="checkbox"/>
<input checked="" type="checkbox"/>	9	[IT] [02] Behave Tolman first day	en-GB	<input checked="" type="checkbox"/> <input type="checkbox"/>
<input checked="" type="checkbox"/>	10	[IT] [05] Behave Tolman second day	en-GB	<input checked="" type="checkbox"/> <input type="checkbox"/>
<input checked="" type="checkbox"/>	11	[IT] [03] Italian school laws	en-GB	<input checked="" type="checkbox"/> <input type="checkbox"/>
<input checked="" type="checkbox"/>	12	[IT] [06] Behave Tolman third day	en-GB	<input checked="" type="checkbox"/> <input type="checkbox"/>
<input checked="" type="checkbox"/>	13	[IT] [04] SEBD	en-GB	<input checked="" type="checkbox"/> <input type="checkbox"/>
<input checked="" type="checkbox"/>	14	[PT] - Behave Teachers Training Course Portugal	en-GB	<input checked="" type="checkbox"/> <input type="checkbox"/>

Display # 20 ▾

 Add

OER

A **repository** where the contents of the project training activities will be released as **Open Educational Resources**



The screenshot displays the OER Commons website interface. At the top, the navigation bar includes the OER Commons logo, a search bar, and links for Discover, Hubs, Groups, Our Services, Create, and Sign In/Register. The main content area features the 'Behave Learning Materials' resource, which has a 5-star rating and a 'View Resource' button. Below the resource title, there is a 'Description' section with an overview, subject, level, material type, author, and date added. The license is Creative Commons Attribution-ShareAlike 4.0, and the language is English. The media format is 'Downloadable docs'. To the right of the description, there is a 'Standards' section indicating no standards are aligned yet, and an 'Evaluations' section indicating no evaluations yet. Below these, there is a 'Tags (3)' section with tags for 'Behavioural Sciences', 'Behaviour Management', and 'Classroom Assessment'. At the bottom, there is a 'Comments' section with a text input field and a 'Comment' button.

Behave Learning Materials
★★★★★
View Resource Save

Description
Overview:
Subject: Health, Medicine and Nursing, Special Education, Social Science, Psychology
Level: Graduate / Professional, Adult Education
Material Type: Module
Author: Behave Project
Date Added: 04/17/2019
License: Creative Commons Attribution-ShareAlike 4.0
Language: English
Media Format: Downloadable docs

Standards
No standards aligned yet.
Please align this resource to your standards.

Evaluations
No evaluations yet.
Add important feedback and evaluate this resource.

Tags (3)
Behavioural Sciences Behaviour Management
Classroom Assessment
Log in to add tags to this item.

Comments
Leave your comment
Comment

<https://www.oercommons.org/courseware/module/53493>

DATA SURVEY

A **repository** collecting
the **data** gathered during
the project **survey**

At this moment , the **surveys** are **ready** and
34/50 filled questionnaire were collected.

When the task will be completed, **UC
Leuven** will start to **analyze** the collected
data and **ITD** will **publish** it on the **HUB**.

MATERIALS

A space where the experts of the partnership can spread **high quality materials** or **good practices** worth of mention about **behavior management models** or techniques

A new section on the HUB could be an aggregator of articles worth of mention about the management of problem behavior at school.

We ask each scientific partner to find 3/4 articles worth of mention on the Internet to be published on a new section of the HUB.

Users of the HUB will be able to propose new interesting URLs to increase the collection prepared by partners.

INFO DESK

An **information desk** where the trained teachers can stay in touch with their trainers getting **feedback** and **suggestions** from them about how to transfer in their school environment what they have learned during the training courses



INTERNAL STRATEGY

Teachers involved in the **training program** will use the **HUB** during the remaining training courses in **UK, RM, and BE** to collect their experiences at school about the application of the strategies to manage undesired behaviours.

In UK, teachers will describe a **case study**, and will be supported to define an **intervention plan** according to the knowledge acquired during the courses.



Create a **Temporary Working Group** consisting of a **referent teacher** for each school involved in the project. He will have the responsibility to **guarantee** the **completion** of the **task** by the teachers before attending the next training program in UK.

Proposal for the use of the HUB in the next courses in UK



Forum → Share your case study



Debate



Hypothesis of intervention



Collection of data with the Behave application and intervention



Sharing of the data collected in the BMH



Events

Training

Partners ▾

HUB ▾

Contact



Index

Unread

Recent Topics

New Topic

No Replies

My Topics

Profile

Help





Search



Forum ▸ Index

Behavior Management at schc ▾

Behavior Management at school 3 topics







Category	Last Post
 Discussions 2 topics  Moderators: todaro , merlo	Re: first course by adinatm 3 months 1 week ago
 Case Studies 1 topic  Moderators: todaro , merlo	[READ BEFORE POSTING HERE] How ... by merlo 21 hours 6 minutes ago

Members



Total users online: **1** Member and **13** Guests Online

merlo

Legend:  Site Administrator  Global Moderator  Moderator  Banned  User  Guest



Forum → Share your case study

[Index](#) [Unread](#) [Recent Topics](#) [New Topic](#) [No Replies](#) [My Topics](#) [Profile](#) [Help](#) [Search](#)



[Forum](#) > [Behavior Management at school](#) > [Case Studies](#)

Behavior Management at schc

Case Studies 1 topic

[Start](#) [Prev](#) [1](#) [Next](#) [End](#)

Search



[New Topic](#)

[Mark Topics Read](#)

[Subscribe](#)



Subject

Replies / Views

Last Post



[\[READ BEFORE POSTING HERE\] How to write my case study?](#)

Topic started 21 hours 38 minutes ago, by [merlo](#)



Replies:

0

Last Post by [merlo](#)



Views:

2

21 hours 38 minutes ago



- Choose Action -



Go

[Start](#) [Prev](#) [1](#) [Next](#) [End](#)

[Forum](#) > [Behavior Management at school](#) > [Case Studies](#)

Time to create page: 0.031 seconds

Powered by [Kunena Forum](#)



© 2019 FINANCED BY THE EUROPEAN UNION

THE EUROPEAN COMMISSION SUPPORT FOR
THE PRODUCTION OF THIS PUBLICATION DOES



Token Based
Authentication

Powered by [Italian National Research Council](#)



The "Case Studies" category of the forum is meant to provide the trained teachers of the BEHAVE training courses with a virtual space where they can structure and share the case study on which they want to work. Each teacher involved in the training will add a topic here about a student with problem behavior. Then, during the courses, the trainers will revise some cases for each school team and will provide them with suggestions to define an intervention plan that will be carried out with the support of the BEHAVE application. At the end of this process, data gathered with the BEHAVE application could be anonymously published in the HUB as a good practice, according to the increasingly widespread of sharing scientific and educational open data.

Please apply the following step to add a case study:

1. Click on "new topic".
2. Insert a nickname of the student in the field "subject". Do not use nicknames that can disclose the real identity of the student.

You are legally responsible for what you write!

3. Copy and paste the following structure of the case data in your topic:

Nickname
Age
Sex
Disorder
Comorbid disorder
Description
Place
Setting
Measure
Hypothesis of intervention

and fill in these categories with the data of the student on which you want to work. You will be able to fill in the fields "Measure" and "Hypothesis of intervention" only after having discussed the case with the trainers.



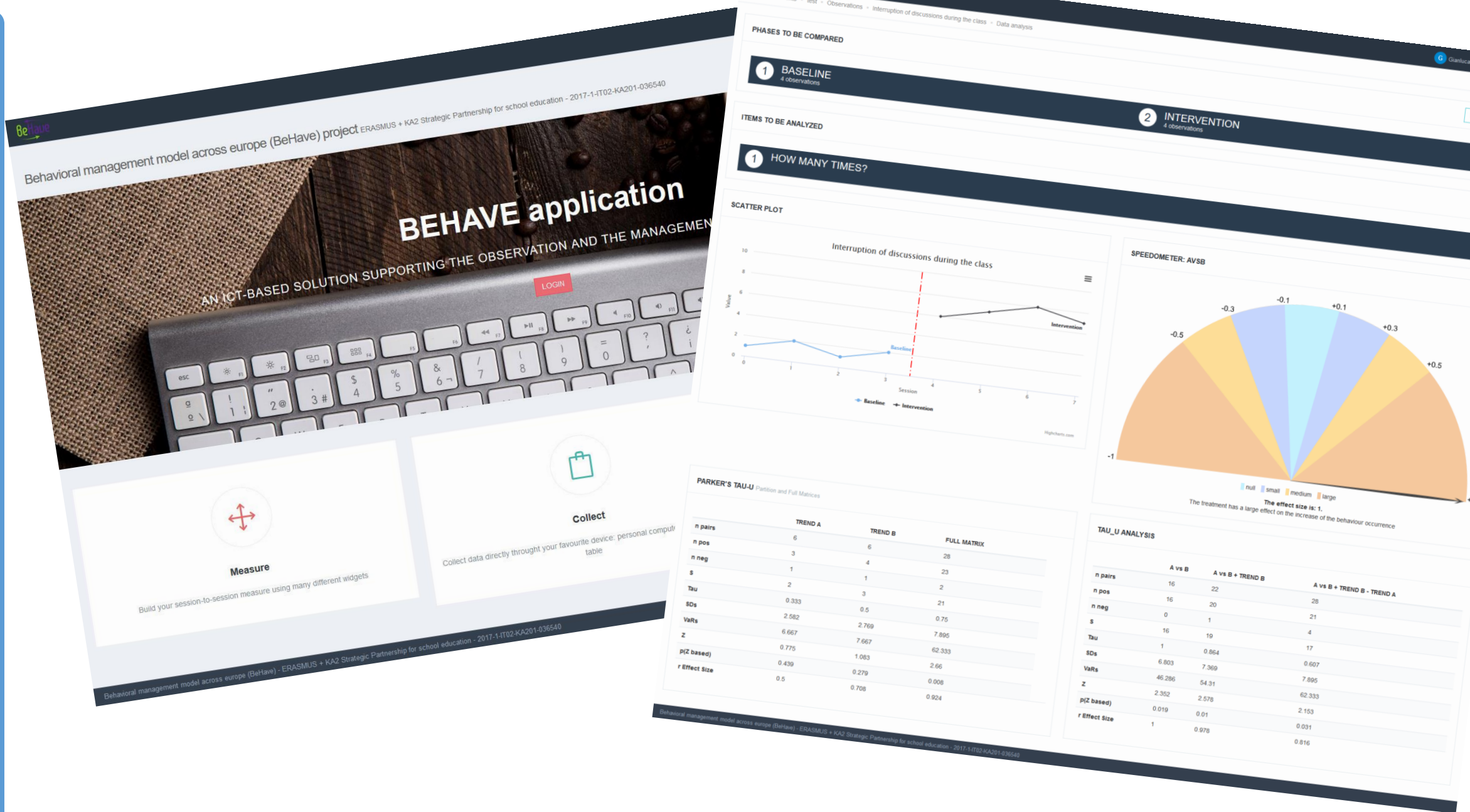
The teachers will **debate** during the **training course** about the best **behavioral strategies** they would apply in the proposed case study.





As a result of the debate, **teachers** will **define** with **trainers** and **peers** the **hypothesis of intervention** to face the problem identified in the context.







The cases added in the BEHAVE application could be released anonymously as open data.



These datasets could be published only if the legislative problems about the publication of sensitive data are well addressed

The background is a dark, textured surface covered with numerous question marks. Some of these question marks are rendered in a 3D style, appearing as if they are raised from the surface. Three of these 3D question marks are highlighted in a bright orange color, while the others are in a dark, shadowed grey. The orange question marks are positioned at various points: one in the upper left, one in the upper right, and one directly below the word 'Belgium' in the main text.

OPEN QUESTION:
How to use the HUB during the
courses in Romania and
Belgium?

Build a **virtual community** of **teachers** not directly involved in the project BUT interested in **accessing** the project **materials**, the trained teachers shared **experiences** at school, and willing to contribute to enlarge the community of people interested in the topics of the project.

